



Use and Care Guide Oil-based Ballpoint Pen



<https://www.pilot.co.jp/>

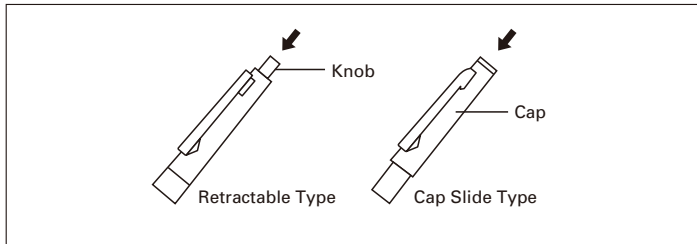
PILOT ballpoint pens are available in Standard (Retractable, Cap Slide, Revolving, Knob Revolving) and Multi-colour (Revolving, Retractable, and Lever Slide) types. Please refer to this Use and Care Guide before use.

Standard ballpoint pen

Retractable and Cap Slide Type

●How to use

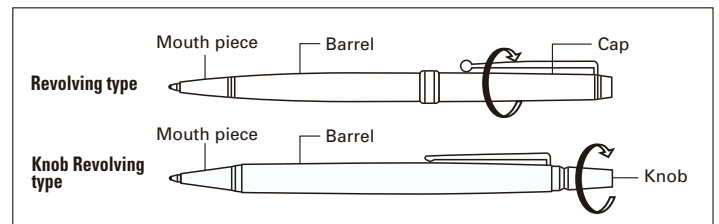
- (1) The tip comes out by pressing the upper end knob or the cap.
- (2) To retract the tip, press the knob or the cap.



Revolving and Knob Revolving Type

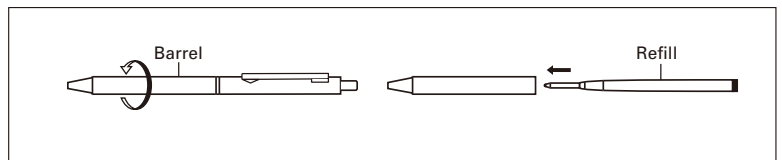
●How to use

- (1) The tip comes out when the cap/knob is turned in the direction of the arrow.
- (2) The tip retracts when the cap/knob is turned the other way.



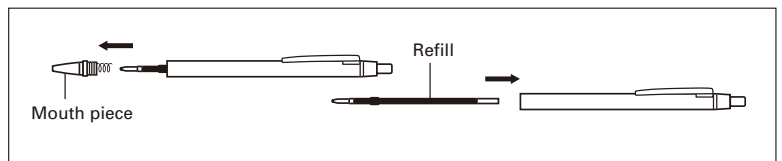
How to replace the empty refill

- (1) Unscrew the barrel to detach.
- (2) Pull out the empty refill.
- (3) Insert a new refill.
- (4) Screw the barrel onto the cap firmly.



Removable mouth piece type

- (1) Remove the mouth piece by turning it anticlockwise.
- (2) Pull out the empty refill.
- (3) Insert a new refill.
- (4) Screw the mouth piece onto the barrel firmly.



Multi-colour ballpoint pen

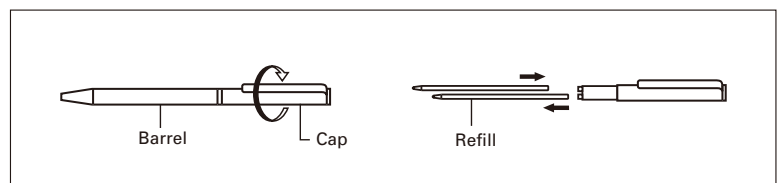
Revolving Type (2, 3 or 4 colours)

●How to use

The black & red (2 colours) / the black, red & blue (3 colours) / the black, red, blue & green (4 colours) tip comes out in turn when the barrel is turned clockwise.

●How to replace the empty refill

- (1) Hold the cap and pull out the barrel.
- (2) Pull out the empty refill. (3) Insert a new refill. (4) Put the barrel on the cap firmly.



Retractable Type (3 or 4 colours)

●How to use

<How to extend the tip>

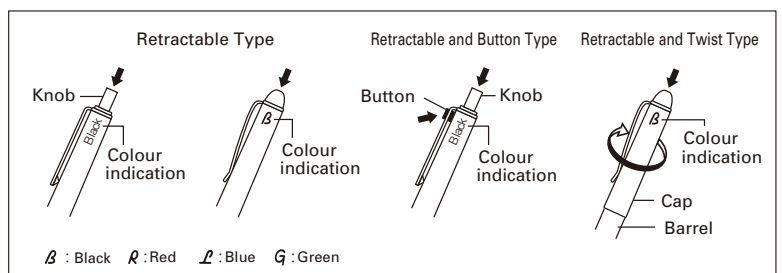
While seeing the indication mark, press the knob and a tip of the colour of the indication mark comes out.

<How to retract the tip>

Retractable Type : Press the knob again.

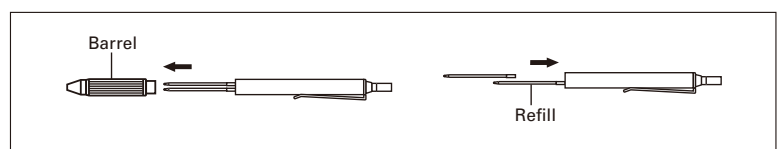
Retractable & Button Type : Press the button on clip.

Retractable & Twist Type : Hold the barrel and twist the upper barrel.



●How to replace the empty refill

- (1) Unscrew the barrel to detach.
- (2) Pull out the empty refill.
- (3) Insert a new refill.
- (4) Screw the barrel onto the cap firmly.



Multi-colour ballpoint pen

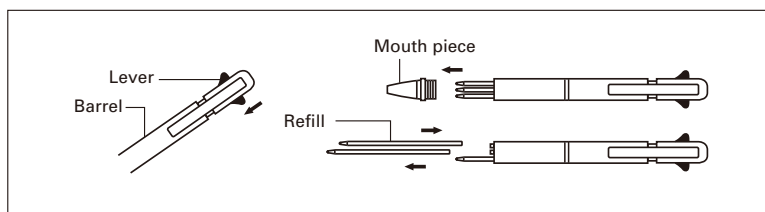
Lever Slide Type (3 colours)

●How to use

- (1) Slide the lever and the tip comes out.
- (2) To retract the tip, slide another lever.

●How to replace the empty refill

- (1) Unscrew the mouth piece to detach.
- (2) Pull out the empty refill.
- (3) Insert a new refill.
- (4) Screw the mouth piece onto the barrel firmly.



Refills

Art. No	Ink Colours	Ball dia.	Product for Available
BRFN-30EF	Black · Red · Blue	0.5mm (Extra Fine)	Ballpoint pen priced over ¥2,500
BRFN-30F	Black · Red · Blue	0.7mm (Fine)	
BRFN-30M	Black · Red · Blue	1.0mm (Medium)	
BRF-25B	Black	1.2mm (Broad)	
BRF-25BB	Black	1.6mm (Extra Broad)	
BRFN-10EF	Black · Red · Blue	0.5mm (Extra Fine)	Ballpoint pen priced between ¥1,000 - ¥2,000
BRFN-10F	Black · Red · Blue	0.7mm (Fine)	
BRFS-10EF	Black · Red · Blue	0.5mm (Extra Fine)	Multi-colour ballpoint pen
BRFS-10F	Black · Red · Blue · Green	0.7mm (Fine)	
BRFS-10M	Black	1.0mm (Medium)	
BSRF-8EF	Black · Red · Blue · Green	0.5mm (Extra Fine)	Ballpoint pen priced below ¥1,500 Multi-colour ballpoint pen
BSRF-6F	Black · Red · Blue · Green	0.7mm (Fine)	
BSRF-6M	Black · Red · Blue	1.0mm (Medium)	
BKRF-6F	Black · Red · Blue · Green	0.7mm (Fine)	Multi-colour ballpoint pen
BTRF-8EF	Black · Red · Blue	0.5mm (Extra Fine)	“couleur”
BTRF-6F	Black · Red · Blue	0.7mm (Fine)	“2+1 MiDY” “Birdie”
BRFV-10EF	Black · Red · Blue	0.5mm (Extra Fine)	“Acro1000”
BRFV-10F	Black · Red · Blue	0.7mm (Fine)	
BTRF-8F	Black	0.7mm (Fine)	“Birdie switch”

※The easiest way to find the right ballpoint pen refill is to bring the refill that you usually use as a sample.

Remarks

- Do not use except for writing.
- Keep away from children.
- To prevent ink leakage, never write with the tip upwards.
- Do not give severe shocks such as dropping or hard shaking, as the writing unit or the pencil leads may be damaged.
- The stains on the clothes may not wash off because of oil-based ink.
- Always retract the writing tip after use.
- Do not store in places exposed to direct sunlight or high temperatures.