

Dr.GRIP 4+1

4colour Ballpoint Pen + Mechanical Pencil

Available Colours:
(BLACK / RED / BLUE / GREEN) (0.3 / 0.5mm)

4+1 LIGHT

4colour Ballpoint Pen + Mechanical Pencil

Available Colours:
(BLACK / RED / BLUE / GREEN) (0.5mm)

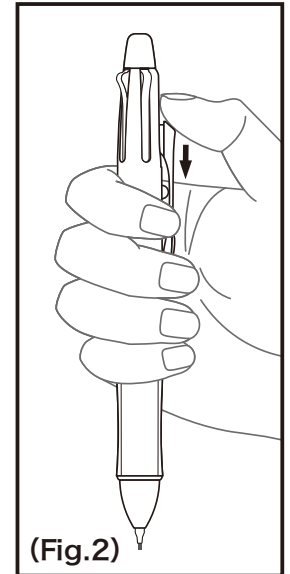
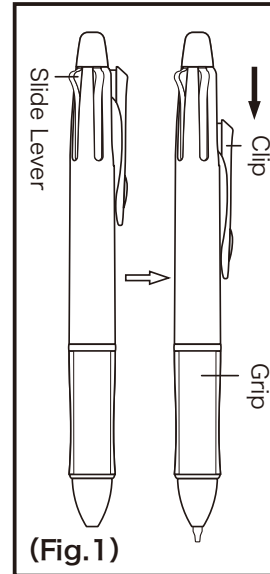
How to use

Mechanical Pencil

- (1) Slide the clip and the writing unit for the mechanical pencil comes out, and is set in place.(Fig.1)
 - (2) Press the top of the clip to make lead come out. (Fig.2)
 - (3) To retract lead, press it back into the writing unit while holding the top of the clip completely down.
 - (4) To retract the writing unit, slide other lever.
 - (5) Take the cap off to get an eraser.
- ※ For spare eraser, please use PILOT HERFNS-10.

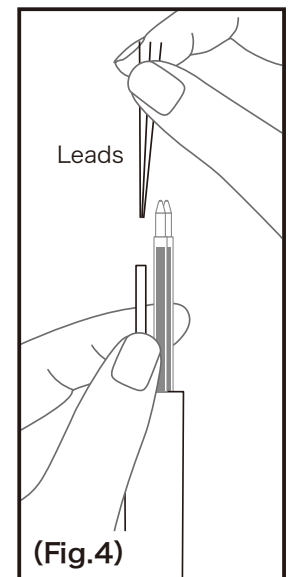
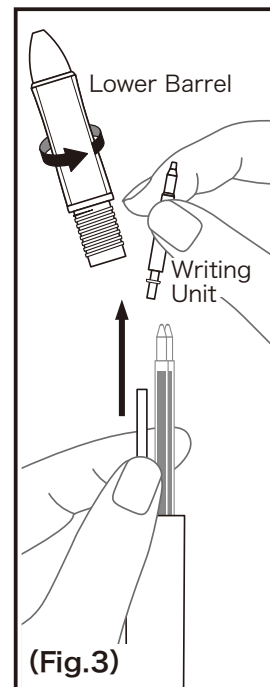
Ballpoint Pen

- (1) Slide the lever of the colour you wish to use and the tip comes out, and is set in place.
 - (2) To retract the tip, slide other lever.
- ※ When using a 0.3 mm (Micro fine) ballpoint pen, remove the protective wax seal from the tip and use the pen in the upright position as far as possible.



How to refill mechanical pencil leads

- (1) Unscrew the lower barrel off.
 - (2) Hold the pen upwards and pull out the writing unit. (Fig.3)
 - (3) Insert leads up to three in total. (Fig.4)
- ※ Putting four or more leads may cause the guide pipe to clog.
- (4) Firmly place the removed writing unit back in its original position.
 - (5) Reassemble the pen by firmly screwing the barrels.
- ※ Please use only genuine PILOT products for the mechanical pencil's lead refills. Please also be sure to use leads of the same diameter as the writing unit. Refilling with leads of a different diameter will result in a malfunction.



How to replace an empty refill

- (1) Unscrew the lower barrel off.
 - (2) Pull the empty refill out.
 - (3) Insert a new refill completely into the refill holder.
 - (4) Reassemble the pen by firmly screwing the barrels.
- ※ Please use PILOT ball pen refill "BVRF-8 (Acro-ink)" for Dr.GRIP4+1, "BKRF-6F" for 4+1 LIGHT.

Remarks

- Do not use except for writing.
- Handle with care, as the point is sharp.
- Do not swallow the parts such as cap, eraser and mouth piece.
- Keep away from children.
- To prevent ink leakage, never write with the pen point upwards.
- Avoid severe impact or violent shaking, as ink may leak.
- Always retract the tip after use.
- The stains on the clothes may not wash off because of permanent type of ink.
- Do not store in places exposed to direct sunshine or high temperatures.