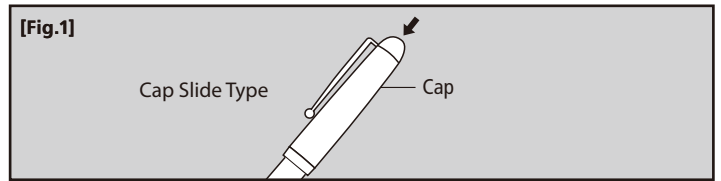


Oil-based Ballpoint Pen / Use and Care Guide<Cap Slide Type>

Cap Slide Type

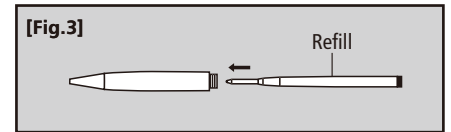
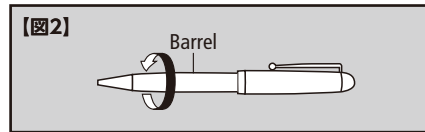
How to use

- (1) The tip comes out by pressing the upper end the cap. **[Fig.1]**
- (2) To retract the tip, press the upper end the cap.



How to replace the empty refill

- (1) Remove the barrel by turning it in the direction of the arrow. **[Fig.2]**
- (2) Pull out the empty refill.
- (3) Insert a new refill. **[Fig.3]**
- (4) Screw the barrel onto the cap firmly to complete the process.



Remarks

- Please do not use this product for any purpose other than writing.
- Keep away from children.
- To prevent ink leakage, never write with the tip upwards.
- Always retract the writing tip after use.
- Please be warned that applying chemicals, including solvents, such as alcohol, causes cracks or discoloration.
- Note that it may not be possible to remove this ink if it accidentally gets on your clothes.
- Avoid applying excessive force or vigorous shaking because this may cause the ink to leak.
- Do not store in places exposed to direct sunlight or high temperatures.

Refill for Available

- Please use PILOT BRFN-30EF (0.5 mm ball diameter), BRFN-30F (0.7 mm ball diameter), or BRFN-30M (1.0 mm ball diameter) refills.
- * The easiest way to find the right ballpoint pen refill is to bring the refill that you usually use as a sample.