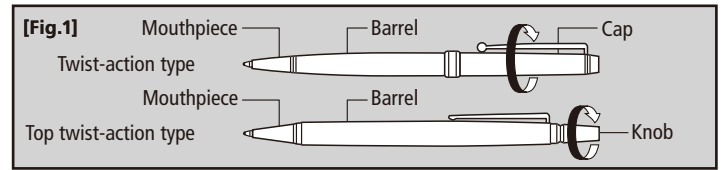


Oil-based Ballpoint Pen / Use and Care Guide <Twist-action type/Top twist-action type>

Twist-action type/Top twist-action type

● How to use

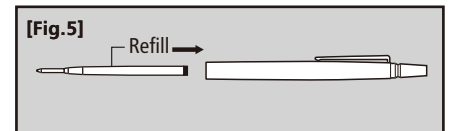
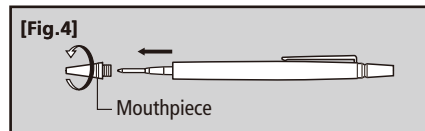
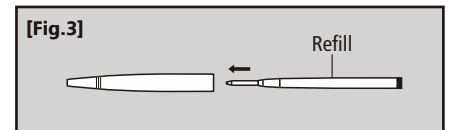
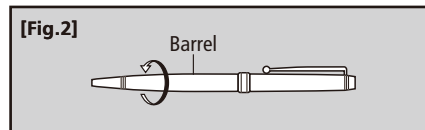
- (1) The tip comes out when the cap/knob is turned in the direction of the arrow. **[Fig.1]**
- (2) The tip retracts when the cap/knob is turned the other way. **[Fig.1]**



How to replace the empty refill

Twist-action type

- (1) Remove the barrel by turning it in the direction of the arrow. **[Fig.2]**
- (2) Pull out the empty refill. **[Fig.3]**
- (3) Insert a new refill. **[Fig.3]**
- (4) Screw the barrel onto the cap firmly to complete the process.



Top twist-action type

- (1) Remove the mouthpiece by turning it in the direction of the arrow. **[Fig.4]**
- (2) Pull out the empty refill. **[Fig.4]**
- (3) Insert a new refill. **[Fig.5]**
- (4) Reattach the removed Mouthpiece securely to complete the process.

Remarks

- Please do not use this product for any purpose other than writing.
- Keep away from children.
- To prevent ink leakage, never write with the tip upwards.
- Always retract the writing tip after use.
- Please be warned that applying chemicals, including solvents, such as alcohol, causes cracks or discoloration.
- Note that it may not be possible to remove this ink if it accidentally gets on your clothes.
- Avoid applying excessive force or vigorous shaking because this may cause the ink to leak.
- Do not store in places exposed to direct sunlight or high temperatures.

Refill for Available

- Please use PILOT BRFN-30EF (0.5 mm ball diameter), BRFN-30F (0.7 mm ball diameter), or BRFN-30M (1.0 mm ball diameter) refills.
- * The easiest way to find the right ballpoint pen refill is to bring the refill that you usually use as a sample.